

LEADING REGENERATION

**Geistlich**  
Biomaterials

# Feel the difference

Geistlich Bio-Gide® Compressed


ALTERNATIVE  
HANDLING

FIRMER  
FEEL

EASIER  
TO CUT



# The Original with a new feel – Geistlich Bio-Gide® Compressed



A new option for alternative handling<sup>17</sup>; designed by our collagen experts to suit your personal preference.

- > Smoother surface<sup>17</sup>
- > Firmer in touch<sup>17</sup>
- > Easier to cut<sup>17</sup>

## Trust the No. 1 Membrane<sup>1-7</sup> in Regenerative Dentistry

### Reliable

91.9% implant survival rate in bone regenerated with Geistlich Bio-Gide® and Geistlich Bio-Oss® after 12–14 years.<sup>8</sup>

### Protective

100% implant survival rate after more than 2 years in a particularly large defect requiring treatment with the Urban Sausage Technique™.<sup>9</sup> A technique with higher mechanical requirements than usual.




Buccal view of a single Geistlich Bio-Gide®, which is fixed with titanium pins. (Kindly provided by Prof. I. Urban)

### Flexible combinations for individual defect treatment

Geistlich Bio-Gide® Compressed

Geistlich Bio-Oss®

Combination example



# New feel – Consistent Biofunctionality





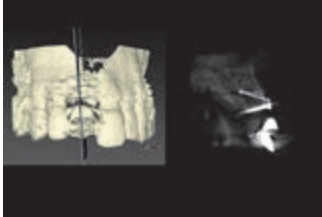
**SUCCESS IN BIGGER AUGMENTATIONS:**  
Prof. Urbans Sausage Technique™ with Geistlich Bio-Gide® Compressed: [www.geistlich-pharma.com/en/dental/membranes/geistlich-bio-gide-compressed](http://www.geistlich-pharma.com/en/dental/membranes/geistlich-bio-gide-compressed)

Prof. Istvan Urban | Hungary

**«Geistlich Bio-Gide® Compressed combines alternative handling with the proven outstanding biofunctionality of Geistlich biomaterials. Giving surgeons more choice for their membrane requirements.»**



Clinical case by Dr. Luca De Stavola, Padua (Italy)



1 Pre-implantation CBCT image showing the regenerated bone volume 4 months after reconstruction.



2 Intra-operative view of the implant inserted into the 3D regenerated bone with need for modelling of the bony contour to improve esthetic outcome in region 11.



3 Augmentation of the crest with Geistlich Bio-Oss® small granules covered with Geistlich Bio-Gide® Compressed to improve hard tissue contour and esthetic outcome.<sup>10</sup>



4 Stabilization of Geistlich Bio-Gide® Compressed by pins (vestibular) and resorbable sutures (palatal) immobilizing the graft.



5 Primary wound closure is obtained after flap passivation and internal-external sutures.<sup>11</sup>



6 Eight day follow-up of the augmented site. Good primary wound healing is obtained without dehiscence.




More details about our  
distribution partners:  
[www.geistlich-biomaterials.com](http://www.geistlich-biomaterials.com)

#### Manufacturer

Geistlich Pharma AG  
Business Unit Biomaterials  
Bahnhofstrasse 40  
6110 Wolhusen, Switzerland  
Phone + 41 41 492 55 55  
Fax + 41 41 492 56 39  
[www.geistlich-biomaterials.com](http://www.geistlich-biomaterials.com)

## Your dream team for stable results<sup>8</sup>



- > Your worldwide No. 1 reference<sup>1-7</sup>
- > Outstanding quality<sup>12-13</sup>
- > Unique biofunctionality<sup>8,14-16</sup>

#### References

- 1 US market report suite for dental bone graft substitutes and other biomaterials, iDATA\_USDBGS19\_MS, Published in January 2019 by iData Research Inc., 2019. (Market Research)
- 2 Europe market report suite for dental bone graft substitutes and other biomaterials, iDATA\_EUDBGS19\_MS, Published in July 2019 by iData Research Inc., 2019. (Market Research)
- 3 China market report suite for dental bone graft substitutes and other biomaterials, iDATA\_CHDBGS18\_MS, Published in November 2018 by iData Research Inc., 2018. (Market Research)
- 4 Australia market report suite for dental bone graft substitutes and other biomaterials, iDATA\_AUDBGS18\_MS, Published in November 2018 by iData Research Inc., 2018. (Market Research)
- 5 India market report suite for dental bone graft substitutes and other biomaterials, iDATA\_INDBGS18\_MS, Published in November 2018 by iData Research Inc., 2018. (Market Research)
- 6 South Korea market report suite for dental bone graft substitutes and other biomaterials, iDATA\_SKDBGS18\_MS, Published in November 2018 by iData Research Inc., 2018. (Market Research)
- 7 Japan market report suite for dental bone graft substitutes and other biomaterials, iDATA\_JPDBGS18\_MS, Published in November 2018 by iData Research Inc., 2018. (Market Research)
- 8 Jung R, et al. Clin Oral Implants Res. 2013 Oct;24(10):1065-73. (Clinical study)
- 9 Urban I, et al. Int J Periodontics Restorative Dent. 2013;33(3):299-307. (Clinical study)
- 10 Technique according to: De Stavola L, et al. J Int J Oral Maxillofac Implants. 2013 Jul-Aug;28(4):1062-7. (Clinical study)
- 11 Technique according to: De Stavola L, et al. J Int J Oral Maxillofac Implants. 2014 Jul-Aug;29(4):921-6. (Clinical study)
- 12 ISO 13485 certificate, Design and Development, production of medical devices for bone and tissue regeneration. Data on file, Geistlich Pharma AG, Wolhusen Switzerland. (Certificate)
- 13 ISO 9001 certificate, Multi-site Quality Management. Data on file, Geistlich Pharma AG, Wolhusen Switzerland. (Certificate)
- 14 Buser D, et al. J Periodontol. 2013 Nov;84(11):1517-27. (Clinical study)
- 15 Jensen SS, et al. J Periodontol. 2014 Nov;85(11):1549-56. (Clinical study)
- 16 Mordenfeld A, et al. Clin Oral Implants Res. 2010 Sep;21(9):961-70. (Clinical study)
- 17 Data on File, Geistlich Pharma AG, Wolhusen, Switzerland. (Pre-clinical study)